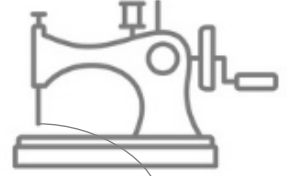


# PatArchibald

Textile Artist, Teacher and Writer

## ESCAPE TO THE CROFT STITCHING RETREAT 2024 AT LOCHEPORT



Thank you so much for your interest in joining me for a week of creativity in North Uist in my new studio home. Not only am I thrilled to be leading the course which will be based in my house, but I will also be giving you a lovely Hebridean experience. Your week with me will include lots of stitching inspired by your island surroundings, you will meet and work with other artisans in the area, enjoy Western Isles hospitality and you might even be able to try your hand at shearing some of my sheep!

Every day at the croft you will enjoy coffee/tea/home baking and a soup and sandwich lunch.

### Day One

Arrive at the croft at 9.30am to settle in and enjoy a coffee before we meet Corinna Krause. Corinna is a book binder who produces bespoke books from her business at Sollas, [www.sollasbooks.com](http://www.sollasbooks.com). in the north of the island. Over the morning, she will be teaching you how to make a sketchbook which will then be your resource for your own drawings, inspiration and a scrapbook for your stitching ideas.

In the afternoon we will start work on our project and finish at 5pm.

As we have long summer days in this part of the world and if you have your own transport, I suggest that you take a tour around North Uist in the evening and perhaps stop off at Balranald, the bird reserve and further on at Corinne's studio to see more of her work before you head back to your hotel/accommodation for your evening meal. We will be visiting the other islands later in your stay.

### Day Two

Arrive at the croft between 9.30 and 10am for a whole day of stitching and relaxing, ending at 5pm.

### Day Three

Arrive at the croft between 9.30 and 10am for another day of stitching. We will finish at approximately 4pm today so that we can visit to Shoreline Stoneware [www.shoreline-stoneware.co.uk](http://www.shoreline-stoneware.co.uk). There you will meet Louise Cook in her beautiful new studio/gallery who will lead you through a short pottery workshop. There will be a little bit of homework that you will need to prepare in advance of the stitching retreat that will involve a small piece of knitting but more of that later.....You will be able to complete two pieces of work with Louise; one will be in porcelain, and one will be stoneware. She will fire both pieces and send them to you once you are home. Throughout the workshop she will relate local tales of the textile industry that used to exist in Locheport and serve tea and coffee.



YouTube

Etsy

70 SILVERKNOWES VIEW, EDINBURGH, EH4 5PS, SCOTLAND  
33A LOCHEPORT, NORTH UIST, OUTER HEBRIDES, HS6 5EU  
MOBILE: 07773 268135  
[www.patarchibald.com](http://www.patarchibald.com) e-mail: [info@patarchibald.com](mailto:info@patarchibald.com)

# PatArchibald

Textile Artist, Teacher and Writer

## Day Four

We will start our day from the croft in my minibus at 9.30am and then head to Uist Wool on the island of Grimsay. [www.uistwool.com](http://www.uistwool.com). There we will get a 'behind the scenes' tour of the wool production there. (This is where the fleeces from our Black Hebrideans go). You will be able to buy their unique knitting yarn. They have a lovely selection of patterns by their own pattern designer but perhaps bring your own patterns if you need guidance for amounts. Afterwards we can stop for a coffee at the Scandinavian Cafe at the local community centre and Boat Museum and then head to South Uist to visit Hebridean Jewellery, [www.hebrideanjewellery.com](http://www.hebrideanjewellery.com), where you can see how their jewellery is made, shop and get lunch (at your own cost). Back to the studio for a cuppa and an afternoon of stitching.

## Day Five

Your location permitting, I will pick you up in the minibus to arrive at the croft between 9.30 and 10am for our last full day of stitching. We will pack up and leave the studio at approximately 2.45pm in the minibus to head for Nunton Steadings just south of Balivanich. This is the home of our new distillery which has very quickly become famous for their Downpour Gin. We will be treated to a gin tasting of all three flavours and get the background story as to how they have managed to achieve their dream of owning their own distillery. Back to your hotel/accommodation in the minibus for your last evening meal before your onward travel the next day.


**Please note that if you are returnees to my retreats then a slightly different itinerary will be on offer.**

**The full cost of the five-day course is £550.**

## STITCHING PROJECT

We will take our inspiration from the colours of the islands and the flora and fauna. To get a flavour of island colours you might want to visit [www.visitouterhebrides.co.uk](http://www.visitouterhebrides.co.uk). Start to gather your selection of fabrics and threads and embellishments. I will be introducing you to a free-form style of patchwork to create a landscape using your chosen colours. I would suggest that your maximum size would be 20" x 40". Once we have created your background, we can think about superimposing some of the flowers of the machair or the wildlife that is important to the ecology of the Hebrides. I will have cutting boards and rulers at the croft but please bring your own rotary cutters and all the haberdashery and small pieces of equipment that you like to use. Bring all your own fabrics, threads, wadding and backing. Bringing your own machine is preferable as you are familiar with it. Please tell me if this is a problem as I will then arrange to have some machines for you to hire. There will be an additional charge for this. A full Requirements List will be sent to you after making your booking.

**Please note that if you are returnees to my retreats then a different project will be on offer.**



YouTube

Etsy

70 SILVERKNOWES VIEW, EDINBURGH, EH4 5PS, SCOTLAND  
33A LOCHEPORT, NORTH UIST, OUTER HEBRIDES, HS6 5EU  
MOBILE: 07773 268135  
[www.patarchibald.com](http://www.patarchibald.com) e-mail: [info@patarchibald.com](mailto:info@patarchibald.com)


# PatArchibald

Textile Artist, Teacher and Writer

Also note that the itinerary may change due to weather and other local circumstances.

## SKETCHBOOK PROJECT WITH CORINNE KRAUSE

Corinne will supply everything that you require for the workshop so you will be able to dive right into the project under her instruction and enjoy your morning with her.



## KNITTING PROJECT FOR SHORELINE POTTERY WORKSHOP

Before you come to the croft and join Louise for your porcelain and pottery workshop you will need to do a little bit of preparation. Bring one knitted square maximum of 4 inches in size, but no larger. It can have some lace work and indeed the lacework details can look stunning. A slightly looser knit gives a more defined finished piece. Your knitting will be dipped in porcelain and then fired. The porcelain will shrink through firing. The knitted piece needs to be in 100% cotton, the colour doesn't matter as it will burn out through firing anyway. The finished pieces can be framed in box frames.



The pictures show small stoneware pottery pieces with glass pools on the inside, but if you wish to change them into pin cushions, then you can add some wee details to the outside to have mini pools, so the glass colour is on the outside. Your pieces will be fired later in the week and posted on to you.



YouTube

Etsy

70 SILVERKNOWES VIEW, EDINBURGH, EH4 5PS, SCOTLAND  
33A LOCHEPORT, NORTH UIST, OUTER HEBRIDES, HS6 5EU  
MOBILE: 07773 268135  
www.patarchibald.com e-mail: info@patarchibald.com